


# Behavior Clip Chart


Everyone starts the day on **Ready to learn** and clips up or down.

7 **Outstanding**  
Above and beyond today


6 **Great choices**  
Making great choices




5 **Good day**  
Following our class rules



4 **Ready to learn**  
Everyone starts here




3 **Slow down**  
Think about your choice



2 **Make it right**  
Take a break and reset

1 **Needs work**  
Teacher will help you



# Behavior Clip Chart

Photocopy-friendly black & white version — color the levels yourself if you like.

|   |  |                          |
|---|--|--------------------------|
| 7 | <b>Outstanding</b><br>Above and beyond today   | <input type="checkbox"/> |
| 6 | <b>Great choices</b><br>Making great choices   | <input type="checkbox"/> |
| 5 | <b>Good day</b><br>Following our class rules   | <input type="checkbox"/> |
| 4 | <b>Ready to learn</b><br>Everyone starts here  | <input type="checkbox"/> |
| 3 | <b>Slow down</b><br>Think about your choice    | <input type="checkbox"/> |
| 2 | <b>Make it right</b><br>Take a break and reset | <input type="checkbox"/> |
| 1 | <b>Needs work</b><br>Teacher will help you     | <input type="checkbox"/> |





# Daily Behavior Slips

Cut along the dashed lines. Send one home each day.

## Today's Behavior Report

✂ cut here

Name \_\_\_\_\_ Date \_\_\_\_\_

Today was  Great day  Good day  Tough day

Note home \_\_\_\_\_ Teacher initial \_\_\_\_

## Today's Behavior Report

✂ cut here

Name \_\_\_\_\_ Date \_\_\_\_\_

Today was  Great day  Good day  Tough day

Note home \_\_\_\_\_ Teacher initial \_\_\_\_

## Today's Behavior Report

✂ cut here

Name \_\_\_\_\_ Date \_\_\_\_\_

Today was  Great day  Good day  Tough day





















Note home \_\_\_\_\_ Teacher initial \_\_\_\_



# My Behavior Chart

Add a sticker or a check each time you have a great day.

Name \_\_\_\_\_ My goal \_\_\_\_\_

| WEEK   | MON   | TUE   | WED   | THU   | FRI   |
|--------|---|---|---|---|---|
| Week 1 |    |    |    |    |    |
| Week 2 |  |  |  |  |  |
| Week 3 |  |  |  |  |  |
| Week 4 |  |  |  |  |  |

☆ When I fill a whole week, my reward is \_\_\_\_\_



# Blank Behavior Chart

Write your own levels and rules, then color each band to match your classroom.

The chart consists of seven identical horizontal rows. Each row is a rounded rectangle containing two dashed square boxes, one on the left and one on the right. These boxes are connected by two parallel horizontal lines, creating a space for writing. The rows are stacked vertically, providing a template for students to define their own behavior levels and rules.

